




Enriching lives every day; enabling our school community to learn, achieve and flourish through living 'life in all its fullness'




Subject: Computing – Digital Literacy- Online Safety
Year group: KS2
Term: Autumn Term
Unit name: Self Image and Identity (Online Safety)

Big Ideas and Progression: -


Year 3
To know what is meant by the term “identity”. To know and explain how people can represent themselves online in different contexts.



Year 4
To know the difference between online and offline identity. To know ways of interacting positively online. To know that people might pretend to be others online and can identify reasons why they might do this.



Year 5
To know how identity can be copied, modified or altered online. To demonstrate how to make responsible choices about having an online identity, dependent on the context.



Year 6
To identify and critically evaluate online content relating to gender, race, religion, disability, culture and other groups, and explain why it is important to challenge and reject inappropriate representations online. To describe issues online that could make anyone feel sad, worried, uncomfortable or frightened. To know and can give examples of how to get help, both on and offline. To know the importance of asking until they get the necessary help.

Vocabulary:-
Airbrushing, filters, avatars, profile picture, digital footprint, alias, contact, content and communication.

Sources of help and support:-
<https://saferinternet.org.uk/guide-and-resource/young-people/resources-for-3-11s>
<https://www.childnet.com/resources/online-identity/>

Key Learning.
To know that people are not always who they say they are online and how people’s online identity can be modified.

National Curriculum links :

- Use technology safely, respectfully and responsibly; recognise acceptable/unacceptable behaviour; identify a range of ways to report concerns about content and contact.



PROJECT
EVOLVE BETA

Subject: Computing – Digital Literacy- Online Safety

Year group: KS2

Term: Autumn Term Unit name: Online Relationships (Online Safety)

Big Ideas and Progression: -

Year 3

To know the difference between knowing someone online and offline. To know the difference between trusting someone online and liking them. To discuss how someone's feelings might be hurt by online content. To explain the importance of gaining and giving permission.

Year 4

To describe strategies for safe and fun experiences in a range of online social environments. To describe how to identify healthy and unhealthy online behaviour. To understand people's feelings about sharing content.


Year 5

To give technology specific ways of communication (i.e. Gif, Meme and emoji). To know that some people that they communicate with might want to cause them harm and how to get support). To identify online communities and the function of collaborative tools. To describe and identify how and where to get support from with online issues. To share how they can support others with their online lives.

Year 6

To explore the negative and positive implications of sharing information online (including images). To describe how to be kind and show respect for others online including the importance of respecting boundaries regarding what is shared about them online and how to support them if others do not. To understand how information shared privately can have unintended consequences for others i.e. screengrabs. To know the impact on others when information is shared even if they have given consent and where to go for help and support.

Vocabulary:-



Sources of help and support:-

<https://saferinternet.org.uk/guide-and-resource/young-people/resources-for-3-11s>

<https://www.internetmatters.org/schools-esafety/primary/>

Key Learning.

To learn how to be considerate and respectful users of technology and to know where to get help and support if they are experiencing problems online.

National Curriculum links :

- Use technology safely and respectfully, keeping personal information private; identify where to go for help and support when they have concerns about content or contact on the internet or other online technologies.

PROJECT
EVOLVE BETA

Subject: Computing – Digital Literacy- Online Safety

Year group: KS2

Term: Autumn Term. Unit name: Online Reputation (Online Safety)

Big Ideas and Progression: -

Year 3

To explain how to search for information about others online. To know why it is important to think before sharing information online. To explain who to go to for help and advice.



Year 4

To know how to find out information about others by searching online. To know that information online about someone could have been copied, created or shared by others.




Year 5

To search for information about an individual online and summarise what they have found. To know that information found out about someone online can cause others to make judgements which might not be accurate.

Year 6

To know how people can create a positive reputation online. To know how people can protect their digital personality and online reputation including degrees of anonymity.

Vocabulary:-



Sources of help and support:-

<https://www.childnet.com/help-and-advice/online-reputation/>

<https://saferinternet.org.uk/guide-and-resource/young-people/resources-for-3-11s>

Key Learning.

To be aware of what can be shared online and how it can impact on people's perception of them.

National Curriculum links :

- Use technology safely and respectfully, keeping personal information private; identify where to go for help and support when they have concerns about content or contact on the internet or other online technologies.