

Subject: Online Safety

Year group: KS1

Term: Summer 2023

Unit name: Copyright and Ownership

**Key learning Assessment statements:**

To know who owns digital content and objects.

To know that work created digitally belongs to them.

To know how to name work and save it using a file name.

An original piece of work is covered by copyright. It could be a piece of music, a play, a novel, photos or a piece of software. Copyright can be enforced by law. It is against the law to copy and distribute copyrighted material without the owner's permission.

**National Curriculum links:-** use technology safely and respectfully, keeping personal information private; identify where to go for help and support when they have concerns about content or contact on the internet or other online technologies.

Links to work done on Purple Mash which can be saved. Children to create a file name and saved it. Discuss how non digital work being displayed on the board might have the name of the child on it. This shows ownership




More information on Copyright and Ownership-

These links are suitable for teachers not pupils

[Copyright overview - Copyright and intellectual property - KS3 ICT Revision - BBC Bitesize](#)

[Copyright Kids!](#)



Before teaching this unit in KS1 children will need to get an understanding of their own belongings and how other people know things are theirs i.e. name tag.



States who owns the picture.

Content belonging to others usually has a name on it. This could be a picture of article. Some content can be used within the pubic as the copyright has expired. This is the case with older literary works where you can download the book for free. **Children are able to use a bank of free online images to support their digital images units in Year 2 and 4.** <https://www.shutterstock.com/stock-photos/royalty-free>

Subject: Online Safety

Year group: KS1

Term: Summer 2023

Unit name: Health, Well-being and Lifestyle

**Key learning assessment :-**

To know that it is important to take a break from devices.

To know some ways in which continued device use can be detrimental i.e. tired eyes, bad mood.

To learn rules which help them to look after their body and brain.

**Who can keep us safe online?**

**What rules do we have at home and at school?**

Children need to have the acceptable use policy read to them and they need to agree to following it.

**Prior learning.**

**EYFS-** To look at rules that help us keep safe and healthy beyond the home when using technology.

**Year 1-**Rules that apply to safety and rules that apply to health and well-being.

**National Curriculum links:-** use technology safely and respectfully, keeping personal information private; identify where to go for help and support when they have concerns about content or contact on the internet or other online technologies.

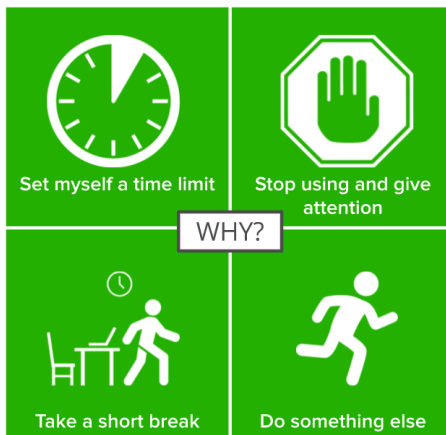
Children will have different rules at home. It is important to recognise that not all children will have access to devices and that parents/carers set different rules for their child when using technology.

Books that can be used with online safety messages:-

[Digiduck Stories | Childnet](#)

[Smartie the Penguin | Childnet](#)

[Jessie & Friends: online safety education for 4-7s \(thinkuknow.co.uk\)](#)



Subject: Online Safety  
 Year group: KS1  
 Term: Summer 2023  
 Unit name: Privacy and Security

**National Curriculum links:-** use technology safely and respectfully, keeping personal information private; identify where to go for help and support when they have concerns about content or contact on the internet or other online technologies.

**Key learning assessment statements:-**

- To know how to be safe and responsible technology users.
- To know why passwords are used and how to create a safe password.
- To know what personal information is.
- To know that we need to make good, informed online choices and know where to go when they need help and support.


Children need to know that devices are protected by passwords and/or biometrics (i.e. facial recognition/finger prints)

KS1 have pictorial password for access to Purple Mash.

Discuss that passwords can be shared with a trusted adult but kept safe.



In Year 2 children will discuss the advantages and disadvantages of internet connected devices around the home.



**Personal information includes:-** Full name, school name, date of birth, home address, phone numbers, email address etc.

Children in KS1 should be reminded to only play games with people they know.



Keeping safe on different platforms.

Public platforms include YouTube and Social Media channels.

Private platforms include direct messaging channels.

**National Curriculum links:-** use technology safely and respectfully, keeping personal information private; identify where to go for help and support when they have concerns about content or contact on the internet or other online technologies.