



Innovation

Subject: Computing

Year group: 1

Term: Spring term

Unit name: Digital Writing (DL) NCCE unit

Big idea:

Learners will familiarise themselves with typing on a keyboard and begin using tools to change the look of their writing, and then they will consider the differences between using a computer and writing on paper to create text.

Progression of skills:

Learners will build on their keyboard skills developed in the Technology Around Us unit and be able to use a keyboard to write simple sentences now that they know the layout of the keyboard. They will be able to recall how to use the letter keys and how to save their work on Purple Mash.

The children will be able to use the Backspace key (new learning) to remove text from the computer. They will be confident using the Caps Lock key to add capital letters to their writing. Learners will be able to explore the functionality of the tool bar and how selection can change the look of their text- font, size and colour.

Learners will begin to justify their use of certain tools when changing text. The learners will decide whether the changes that they have made have improved their writing and will begin to use 'Undo' to remove changes. They will begin to consolidate their ability to select text using the cursor, through double-clicking and clicking and dragging. The learners will be able to explain what tool from the toolbar they have used to change their writing.

They will be able to make comparisons between writing on paper and using a computer to write.

Vocabulary:-

Word processor, keyboard, keys, letters, space, backspace, text cursor, capital letters, toolbar, bold, italic, underline, select, font, undo,

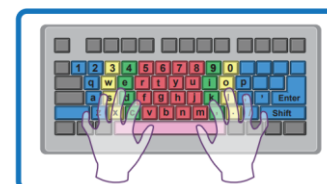
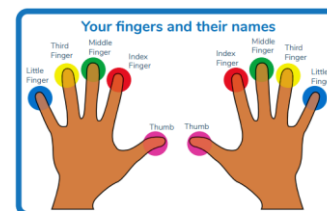
Subject knowledge:

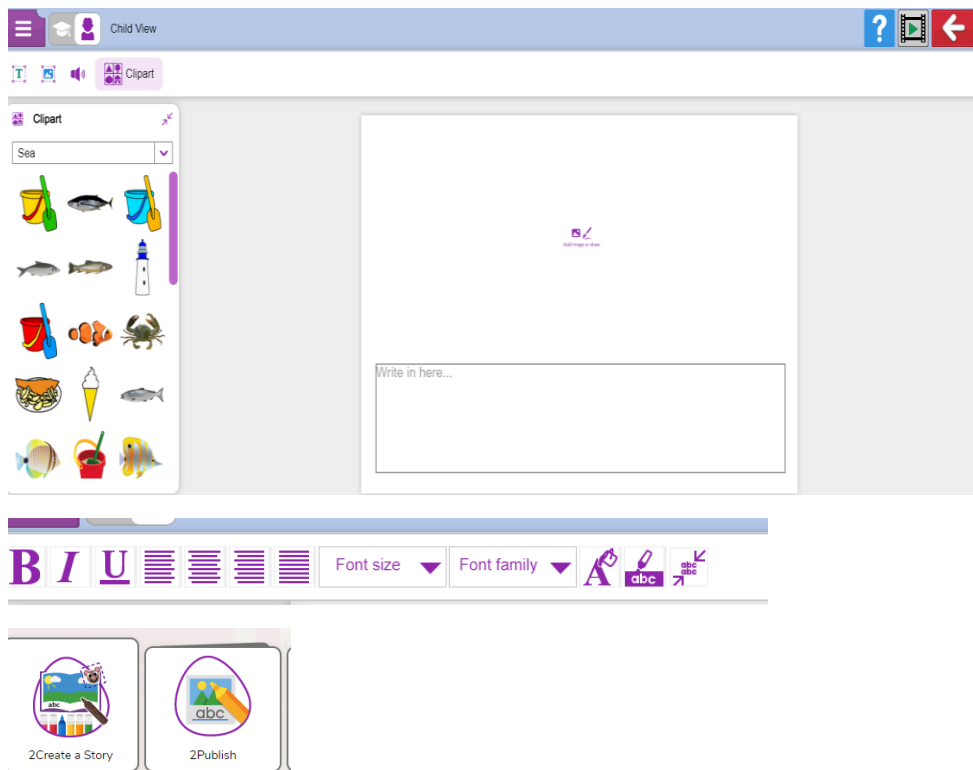
Please use Purple Mash to familiarise yourself with the typing and paint software detailed below.

National Curriculum links :

- use technology purposefully to create, organise, store, manipulate and retrieve digital content

A large keyboard print out would be advantageous for children to refer to





Future learning:

Across the year groups, children will use word processing skills to input information into programmes. Logging in independently is encouraged from Year 1, so that children get used to the keyboard layout. Time should be allocated to typing skills whenever possible, both with a traditional keyboard and an onscreen version.

Year 3- Connecting Computers (IT)

Within this unit, children compare the differences in traditional methods of recording (painting and writing) to completing a task using a digital device.

Year 5- Sharing Information (IT)

The children will use chat boxes and online communication tools to create a collaborative research sheet/project. They will utilise their typing skills.

Implementation:

Children will be able to log on to a laptop and use their username and password to access Purple Mash with support. They will be familiar with the interface of 2 Publish and should have their knowledge of the keyboard and its layout refreshed- referring to the class display. Their digital writing unit can be taught in a cross curricular manner, linking to an English unit.

Suggested typing games:-

<https://www.bbc.co.uk/bitesize/topics/zf2f9j6/articles/z3c6tfr>

<https://www.tvokids.com/school-age/games/keyboard-climber-2>



**Enriching lives every day; enabling our school community to learn, achieve and flourish
through living 'life in all its fullness'**





**Enriching lives every day; enabling our school community to learn, achieve and flourish
through living 'life in all its fullness'**

